

*Coming in EVH . . .*

**SPECIAL SUMMER ISSUE**  
**EARLY CHILDHOOD**  
**EDUCATION**

**SPRING ISSUE**

**Highlights:**

- Young Children's Attitudes Toward Orthopedic and Sensory Disabilities
- The Measurement of Stress in Nonvisual Travel
- The Retinitis Pigmentosa Student: Selected Aspects
- Predicting the Futures of Deaf-Blind Adolescents: Their Living and Vocational Options

Education of the  
**VISUALLY**  
**HANDICAPPED**

VOLUME XV

NUMBER 4

WINTER 1984



**MICROCOMPUTERS**  
For the Visually Impaired

## EXECUTIVE EDITORS

**Gary Coker**  
*Tennessee School  
for the Blind*

**Elinor H. Long**  
*Pennsylvania  
Deaf-Blind Center*

**Rosanne Silberman**  
*Hunter College, The City  
University of New York*

## CONSULTING EDITORS

**Roy J. Brothers**  
*Washington State School for the Blind*

**Gideon R. Jones**  
*The Florida State University,  
Tallahassee*

**Anne L. Corn**  
*The University of Texas, Austin*

**Robert Long**  
*State Board of Education and Services  
for the Blind, Connecticut*

**Donald H. Edwards**  
*School for the Blind, Oregon Depart-  
ment of Education*

**Sheldon Maron**  
*Portland State University*

**Lars Guldager**  
*Oak Hill School*

**Carson Y. Nolan**  
*American Printing House  
for the Blind, Inc.*

**James E. Haralson**  
*Indiana School for the Blind*

**Andrew S. Papineau**  
*Department of Public Instruction,  
State of Wisconsin*

**Jack Hazekamp**  
*Special Education Programs  
California Department of Education*

**Katherine Simpkins**  
*Brigham Young University*

**Everett Hill**  
*George Peabody College for Teachers  
Vanderbilt University*

**R. Paul Thompson**  
*Office of Special Education and  
Rehabilitative Services*

**J. York Hudgins**  
*Department of Special Education,  
DeKalb County School System,  
Georgia*

**Betty Wommack**  
*Kentucky School for the Blind*  
**Charles C. Woodcock**  
*Perkins School for the Blind*

## AAWB/AEVH ALLIANCE

### AMERICAN ASSOCIATION OF WORKERS FOR THE BLIND/ ASSOCIATION FOR EDUCATION OF THE VISUALLY HANDICAPPED ALLIANCE

1984

#### INTERIM BOARD OF DIRECTORS

**Kent Wardell, President**  
**R. Max Casey, Vice-President**  
**Verna Hart, Secretary**  
**Mary Morrison, Treasurer**  
**Sandra Curry**  
**William Gallagher**  
**Philip Hatlen**  
**Euclid J. Herie**

**Leonard Ogburn**  
**Julia Richardson**  
**Gala Saber-Brooks**  
**Richard Umsted**  
**Ann Wadsworth**  
**Donald Wedewer**  
**Richard L. Welsh**

## HELDREF PUBLICATIONS

**Mary Anna Bloch—Managing Editor**  
**L. Keith Cooke—Subscription Manager**

**Denise Jacklin—Graphics**  
**Cornelius W. Vahle, Jr.—Publisher**

# Education of the Visually Handicapped

*Volume XV, Number 4*

*Winter 1984*

<i>The Editors Talk . . .</i>	106	S.C. Ashcroft, <i>Guest Editor</i>
Research on Multimedia Access to Microcomputers for Visually Impaired Youth	108	S.C. Ashcroft
Evaluating Microcomputer Access Technology for Use by Visually Impaired Students	119	Sandra Ruconich
Independence for the Visually Handicapped through Technology	127	Phyllis Brunken
A Formative Evaluation of an Instructional Program Designed to Teach Visually Impaired Students to Use Microcomputers	135	LaRhea Sanford

EDUCATION OF THE VISUALLY HANDICAPPED (ISSN 0013-1458) is published four times a year by the Helen Dwight Reid Educational Foundation, Evron M. Kirkpatrick, president. Annual subscription rate is \$20.00 (foreign postage, \$5.00 additional). Annual subscription inquiries should be sent to L. Keith Cooke, Heldref Publications, 4000 Albemarle Street, N.W., Washington, D.C. 20016. Back issues are priced at \$5.00 per copy. Copies lost in the mail will be replaced without charge *only* if requested within 6 months of publication date (1 year for foreign subscribers). Second class postage paid at Washington, D.C. and additional post offices. POSTMASTER: Send address changes to *EVH*, 4000 Albemarle Street, N.W., Washington, D.C. 20016. Allow six weeks for shipment of first copy. Copyright 1984 by the Helen Dwight Reid Educational Foundation, 4000 Albemarle Street, N.W., Washington, DC 20016.

Permission to photocopy items for internal or personal use, or the internal or personal use of specific clients, is granted by the Helen Dwight Reid Educational Foundation for libraries and other users registered with the Copyright Clearance Center (CCC) Transactional Reporting Service, provided that the base fee of \$1.00 per copy is paid directly to CCC, 21 Congress St., Salem, MA 01970. Copyright is retained by the author where noted. ISSN-0013-1458/84 \$1.00.

Abstracted by: *Blindness, Visual Impairment, Deaf-Blindness: Semiannual Listing of Current Literature, Exceptional Child Education Resources, Psychological Abstracts, and Current Index to Journals in Education.*

## The Editors Talk . . .

I am pleased to have the opportunity to edit this special issue of *Education of the Visually Handicapped*. I have had a career-long interest in applications of technology to the problems of blindness. I am pleased to be joined by students and colleagues to report research and related developments in this interesting area.

The first article provides an overview of our most recent research project, research on multimedia access to microcomputers for visually impaired persons. It includes a definition of access technology we coined, a list of the types of access devices utilized, and a set of suggested supplemental criteria for evaluating software when used with visually impaired students.

The second article is by Dr. Sandra Ruconich, now director of educational technology at the Hadley School. Sandy did her doctoral work at Peabody/Vanderbilt and served as research assistant in our multimedia microcomputer research. She emphasized technology in her doctoral studies. Sandy's article presents an analysis of strengths and weaknesses of devices used in access technology for microcomputers.

Phyllis Brunken has been pioneering work with microcomputers at the Nebraska School for the Visually Handicapped. Phyllis uses much of the same technology utilized in the Peabody/Vanderbilt project. The Nebraska school program she directs serves as a field test site for materials and procedures developed in the project. Her article reports exciting applications of microcomputers and access technology that we hope will be widely emulated in other programs for visually impaired students.

LaRhea Sanford, now serving as an itinerant teacher in the metropolitan schools of Nashville, Tennessee, is completing her doctoral studies at Peabody/Vanderbilt and has also served as a research assistant in the project.

Her article on a formative evaluation of an instructional program designed to teach visually impaired students to use microcomputers is based on her soon-to-be-completed dissertation.

All of us who have contributed to this special issue of the journal hope that readers will find it helpful in extending the benefits of microcomputers to visually impaired students.

Finally, we hope readers will want to share their experience and information with us. We would be pleased to correspond with individuals or to communicate via the SpecialNet Bulletin Boards on vision or computers.

S.C. Ashcroft, Guest Editor

# Research on Multimedia Access to Microcomputers for Visually Impaired Youth

S. C. ASHCROFT

This special issue is about microcomputer technology. Technology is one of the blind person's most powerful allies in overcoming the detrimental impact of blindness. It ranks with effective education and positive attitudinal change in its potential to ameliorate some of the negative consequences of blindness. Linked synergistically with education, technology can enable blind people to become more effective individuals, to function as capable, coping members of society, and to improve their own self-esteem. As confident, self-reliant individuals they will elicit more positive responses from significant others. It is the lack of such positive reactions from others that blind people decry as the most negative and debilitating factor in their lives. Although technology in itself is not a panacea, linked with effective education it can reduce disability, enhance ability, and facilitate more effective interaction with other people and the environment.

According to John Naisbitt (1982), "we are living in the time of the parentheses, the time between eras. As we move from an industrial to an informational society, we will use our brain power to create, instead of our physical power, and the technology of the day will extend and enhance our mental ability . . . yet the most formidable challenge will be to train people to work in the information society."

Naisbitt (1982) also indicated, "by one estimate, 75% of all jobs by 1985 will involve computers in some way—and people who don't know how to use them

will be at a disadvantage . . . although computer use in public education is still in its infancy, schools around the nation are beginning to realize that in the information society, the two required languages will be English and computer."

Scadden (1983) enumerates expanded employment opportunities for visually impaired people that can be made available in the information society if appropriate attention is given to providing access. However, as yet, too little is being done to enable visually impaired persons to enter this era of technology and an information society.

According to Market Data Retrieval (Gregory, 1983), a national firm which keeps annual track of the computer market, "there are now 96,000 computers in 24,000 American public schools—60% more than last year and three times as many as two years ago." By contrast, a recent survey of 46 schools for visually impaired students elicited 42 responses indicating that only 55% have computers and only 40% are using them with students in some type of instructional capacity (Kapperman, personal communication, 1983).

Other surveys (Young & Ashcroft, 1981) indicated that only 3% of visually impaired students in schools surveyed were learning about computers in 1980; however, a year later, the figure had risen to only 23%. According to Don Senese (U.S. Government Printing Office, 1983), "Today we no longer ask, 'will computers be used in the schools?' We know that they are, and that they are being purchased by schools faster than we can keep count. Indeed, surveys of computers in schools are outdated by the time they are published. The computer has excited administrators, teachers, students, and parents in a way that no other educational tool, theory, or curriculum has before."

The report of the Office of Technology Assessment (1982) indicates that, "modern society is undergoing profound technological and social changes brought about by what has been the information revolution." Their report continues, "A key element of all of these educational needs is that they will constantly change. In a rapidly advancing technological society, it is unlikely that the skills and information base needed for initial employment will be those needed for the same job as a few years later. Lifelong retraining is expected to become the norm for many people."

Unfortunately, the "thin" sales market represented in the low incidence of blind persons militates against the development and marketing of technology specially designed for blind persons. Thus special reading machines and mobility aids remain "out-of-sight" in price, while technology that serves the nonhandicapped is relatively cheap. This problem is compounded by the fact that those who work with blind persons have failed to exploit fully both regular and specialized technology's potential to mitigate the problems of habilitating, educating, and rehabilitating blind persons.

The inexpensive silicone chip and microprocessor technology have the potential to improve this situation. Microcomputers, cassette braille reading machines, and other already available microcomputer-based devices are becoming increasingly

available and accessible. What is now needed are knowledgeable people who can work with this equipment and make it useful to their visually impaired students. This special issue provides some information that should be of help.

Since 1977, the author has been working with cassette braille equipment thanks to Josephine Taylor, then of the U.S. Bureau of Education for the Handicapped. The present phase of this research program is designed to study visual, auditory, and tactual means to give visually impaired youth access to microcomputers for curricular, prevocational, and avocational purposes. Previous projects in the program of research (Ashcroft & Bourgeois, 1980), included an evaluation of paperless braille recorders and the linking of them with microcomputers.

Five objectives are pursued in this project:

1. To study microcomputer systems to be made accessible to visually impaired youth through touch, voice, and enlarged print.
2. To develop and evaluate instructional programs for teaching visually impaired youth to use these multimedia microcomputer systems through access technology.
3. To develop and evaluate related instruction for the inservice and preservice training of special education personnel who work with visually impaired youth.
4. To evaluate selected, adapted, or specially developed computer-assisted instructional (CAI) programs.
5. To disseminate the results and products of the research program, local day school programs, and programs at institutions of higher education. Teachers in residential and local day school programs and college students preparing for careers in special education of visually impaired children and youth also participate in appropriate aspects of the research program.

In studying ways to make microcomputers accessible to visually impaired students, the Apple II Plus, the Apple IIe, the TRS-80 Model III, and the IBM Personal Computer have been chosen because of their low price, popularity, and wide availability. These microcomputers have been found largely, but differentially, satisfactory for linking with access technology because of their reliability and adaptability in accommodating the software and peripheral equipment of access technology. The greatest success has been with the Apple and TRS-80; more difficulty has been found with the IBM-PC.

Visually impaired students are largely precluded from using microcomputers effectively without special means of access. Fortunately, several means of providing fuller access have become increasingly available. These means are grouped in what is called access technology. Access technology is defined as the equipment, equipment interfacing, software, and instruction and instructional materials enabling independent use of microcomputers by visually impaired persons. Equipment includes those devices providing tactual or auditory output and/or enlarging visual output. Interfacing is linking the special access equip-

ment with the microcomputers and enabling visually impaired persons to use both the access equipment and the computers. Software includes the software adaptations or supplements required by access technology as well as the microcomputer software. Special instruction and instructional materials are needed to enable visually impaired students to use both the equipment and the access equipment independently.

This work has been limited to the use of commercially available access technology including both peripheral equipment and software for access rather than developing such devices and materials. Figure 1, titled "Access Technology for Microcomputers for Visually Impaired Students," indicates the range and variety of peripheral equipment and software included in the access technology used. As indicated in Figure 1, the students worked with have vision ranging from approximating normal to no vision. About 80% of those who come within the accepted definition of blindness have some remaining vision. The access technology ranges from standard, nonspecialized equipment requiring little adaptation for learners with visual impairments to nonstandard and highly specialized equipment required by learners who need specially designed or adapted equipment. As Figure 1 indicates, the access technology ranges from equipment providing regular computer displays on cathode ray tube screens or hard-copy printout in normal print size to complex cassette braille machines and optical recognition devices. Regular computer displays can be used by students with good central vision approximating normal but with vision impairments that qualify them for special education. Enlarged print on the CRT screen generated either through hardware or software is utilized by students with partial vision. Such students can also utilize regular displays enlarged externally by stand-mounted or hand-held magnifiers. Other students with partial vision find it necessary to use the electronically enlarged CRT displays provided through closed-circuit television.

Voice synthesis can be used either to augment visual or tactual access or as the sole medium of access. Voice synthesis is available in special terminals such as those specially designed for blind persons and distributed by Maryland Computer Services. These terminals provide a great deal of flexibility in rate, pitch, and tone under control of the visually impaired user. Voice synthesis readouts are also available through print character recognition devices such as the Kurzweil Reading Machine, the only such equipment as yet currently available.

Equipment for access through tactual means has become increasingly available during the past five years. The newest device in this category is the Cranmer Modified Perkins Braille, a cassette braille machine with paper readout and utilizing a braille keyboard. This electronic braille reading and writing equipment is an adaptation of the familiar Perkins Braille Writer and is marketed by Maryland Computer Services. Its present cost of \$2750 makes it the least expensive cassette braille device yet available. In addition to its relatively low price in contrast to other cassette braille machines, it enjoys the great advantage of graphics capabilities.

Figure 1. Access Technology for Microcomputers for Visually Impaired Students\*

Number of Persons Served	Visual Acuity Continuum	Microcomputer Access Devices and Arrangements	Degree of Specialization Continuum	Primary Modality Utilized-Vision Audition or Touch			Input/Output Capability of Device	Graphics Capability/Accessibility
				V	A	T		
Potential to Serve Most Users ↑ Least Learner Adaptation and Special Instruction Required ↑ ↓ Most Learner Adaptation and Special Instruction Required ↓ Potential to Serve Fewest Users	Normal Vision	Regular computer display (CRT) or hard copy (paper) print-out, normal print size	Least Nonstandard and Specialized Equipment Required ↑ ↓ Most Nonstandard and Specialized Equipment Required	X			I/O	Visual graphics only
		External adjustable or adaptive devices to put CRT display in vision range		X			O	Could provide enlarged visual graphics
		Voice synthesis as supplemental mode of access		X			O	Requires specialized software to be developed
	Partial Vision	Clear, good contrast and/or enlarged print on CRT screen		X			O	Could provide enhanced graphics
		Hardware or ROM-generated large type		X			O	May require graphics enlargement
		Software-generated large type		X			O	May require graphics enlargement
		Externally magnified large type—optically magnified by stand- or hand-held magnifiers		X			O	Could enlarge parts of graphics
		Electronically enlarged type—via closed circuit TV		X			O	Could enlarge graphics
		Low Vision		Voice synthesis as sole mode of access; special terminal—e.g., Maryland Computer Services ITS or Total Talk		X		O
	Print character recognition with voice synthesis readout—e.g., Kurzweil Reading Machine				X		O	Probably lacks potential
	Cassette braille machine—paper readout—Perkins terminal—braille keyboard					X	I/O	Can reproduce tactile graphics from CRT visual graphics
	LED-120—braille print machine and terminal—paper readout—regular keyboard					X	O	Has potential (needs software to be developed) to fully reproduce graphics
	No Vision	Cassette braille machines—movable pin displays—VersaBraille, Microbrailer, and others				X	I/O	Cannot facilitate graphic use
Proposed tactile graphics display—as stand-alone device or as dumb terminal—no keyboard or possible braille keyboard				X	I/O	Could reproduce graphics from the screen in tactile form		
		Optical-to-tactile converter—Optacon—with CRT lens—no computer input capability			X	O	Could view small part of graphic	

Braille printing machines and terminals have been available for some time, but up to now have been extremely expensive and lacking in portability. They provide a paper readout and regular computer keyboard terminal input.

Cassette braille machines with movable pin readout, such as VersaBraille and Microbrailer, first became available in 1977 (Ashcroft, 1979). They have improved rapidly in sophistication and reliability but remain scarce and expensive.

There is a proposed tactile graphic display being developed by the American Foundation for the Blind as a stand-alone device or as a dumb terminal. Such a device will be an invaluable addition to access technology for microcomputers as well as having numerous other applications. Currently, microcomputer software programs including graphics are virtually inaccessible to visually impaired students without remaining vision.

The last and most specialized mode of access listed is the Optical-to-Tactile Converter (OPTACON). This device presents, through vibrating pins, a tactile counterpart of visual symbols detected by a small hand-held camera which, when used with a CRT lens, can make the CRT display accessible in tactual characters to the visually impaired person.

At the current stage in the development of access technology much remains to be learned about interfacing access equipment and microcomputer equipment. Distributors rarely provide adequate information in a form useable by naive persons so that equipment can be readily interfaced for reliable operation. Personnel with computer programming expertise are essential, and it is highly desirable to have available expertise in communications and electronics. There are frequent needs for technical assistance to avoid the frustrations of balky or malfunctioning equipment. Much also remains to be learned about how to facilitate learning on the part of visually impaired students and their teachers.

In pursuing the first objective, to make microcomputer systems accessible, the researchers have used the access technology included in Figure 1. Thus, the first findings of this research program relate to selecting and linking the various elements of access technology responsive to the diverse needs of visually impaired learners.

With respect both to the microcomputers and access technology, it is difficult to keep abreast of the rapid changes and developing technology. Furthermore, the access equipment remains extremely expensive because of the thin market demand for it. Thus, the Total Talk terminal is approximately \$6000; cassette braille equipment ranges from about \$4000 to \$7500. An OPTACON and CRT lens costs approximately \$3000.

In pursuing the second objective, to develop and evaluate instructional programs, a three-module instructional program has been developed for student use. The pilot for these modules was studied in the laboratory and at the Tennessee School for the Blind; the modules were placed for field study at five schools and programs for the blind. The first module is entitled, "Module One: Introduction to Operation of Apple II Plus Microcomputer System." The purpose of this

module is to familiarize the student with the major components and features of the Apple II Plus microcomputer system, so that the student can independently access microcomputer programs. Mastery of this module is demonstrated by passing a performance test to the criterion level of 100%. "Module Two: Access Technology for Visually Impaired Microcomputer Users," provides information to visually impaired students regarding several modes of access to the microcomputer. This module includes four objectives with a master test for each objective. The criterion for completion of each objective's test is 100%. "Module Three: Introduction to Basic Programming" introduces the computer language BASIC commands and learns to analyze simple programs.

In pursuing the third objective, a teacher education workshop pilot has been developed and studied at the Tennessee School for the Blind and presented in other residential and day-school programs. This workshop provides an overview of microcomputer technology and current educational applications. Teachers also learn about the special access technology and emphasis is placed on allaying teachers' anxieties about technology and its applications in special education.

In pursuit of the objective to evaluate selected, adapted, or specially developed computer-assisted instructional (CAI) programs, a policy has been adopted and criteria have been developed to be used in connection with software evaluation procedures. As a matter of policy, software to be utilized with visually impaired students should first meet those criteria which are relevant to the selection of quality software for any student and any educational application. However, there are additional criteria that must be utilized if visually impaired students are to benefit from microcomputers and software. Following are criteria proposed and distributed to a number of computer and education experts, some themselves blind, for criticism and suggestions:

- Is the software copy-protected so that program instructions cannot be modified to include addition or deletion of program lines? Can the output of the program be directed to a serial port for peripheral equipment?  
As a protection against unauthorized copying of software programs, some software contains its own disk operating system (DOS) which does not permit the use of access devices, editing, and listing of the source code, or modification of large print.
- Does the software contain pictures, nonstandard characters, nonprint symbols, or other graphics, and to what extent are these graphics essential to understanding and benefitting from the program?  
Braille and voice synthesis devices cannot convey graphic information. While large-print graphic characters are helpful for some low vision students, they may not be able to be displayed adequately on other access devices.
- Does the software present material in columnar or other unusual format and to what extent is the format of material essential to understanding and benefitting from the program?  
Braille machines and voice synthesis devices only produce material line-by-line. If two or more columns of material are presented or unusual formats are

used, the material becomes much more difficult to read and understand through braille and voice devices.

- Are there user support materials that would have to be provided in braille, audio, or large-print form, along with the software for the effective independent use of the program? Further, are there copyright constraints against adapting the program or documentation?

Software without user supporting materials (in a readable medium) is often useless.

- Does the program use time as a constraint (e.g., quicker answers receive higher points)? Can this timing be controlled by the user?

Longer examination and time for study may be required by users needing access devices. The slower display of material required by access technology may produce an immediate disadvantage for the visually impaired user.

- Are provisions made for users to interrupt and save their work prior to completing the program and to restart the program at the point it was interrupted?

Access devices slow the output and extend the duration of programs, thus stressing the need to be able to interact with the program in meaningful parts.

- Does the program use sound to supplement or reinforce material presented visually?

Sound cues can often facilitate access to the program for visually impaired students. Also, if the program is to be mediated for visually impaired users solely by the use of voice synthesis devices, how will original auditory material work with the voice synthesis mediation?

- Does the software use commands that can only be entered from the keyboard of the microcomputer on which the program is running?

Input to programs using these commands cannot be made from access devices such as cassette braille machines.

- Does material scroll off the screen beyond the control of the user?

Longer examination may often be required by OPTACON or large-print readers.

- Does the program use Inverse video to highlight key concepts?

The OPTACON with CRT lens has difficulty reading material that switches between Normal and Inverse.

- Does the program present unusual color/background combinations?

Some color graphics nearly blend with the background when presented on monochrome monitors, thus providing insufficient contrast for low vision and OPTACON readers.

- Is the program modified by the use of access devices so that visually impaired users cannot independently use the program along with the required access technology?

The addition of access technology may make the use of the program more complex (e.g., graphics helpful to sighted users might be eliminated when using voice or braille output).

- Is the program reliability likely to be changed by the use of access technology?

Electronic interfacing of peripheral equipment required for access technology may change the reliability of operation of certain programs.

- Can intended users independently use the program along with the required access technology?

The addition of access technology may make the use of a program more complex than it would otherwise be.

The proposed criteria have been revised by viewers and now have elicited widespread agreement. They now need to be validated further through additional use. The researchers are promulgating them and seeking feedback on them from broader use in the field. Additional suggestions are solicited for needed amendments, improvements, or alternatives.

The fifth objective of this project is to disseminate information. It is expected that the research program will continue in order to stay abreast of the state of the art in microcomputer technology and to develop further the access technology required to enable visually impaired students to use microcomputers. The project will continue to link state-of-the-art microcomputers with access technology in the laboratory, to develop student-use instructional materials designed to teach its use, and to pilot test equipment configurations and instructional materials, before field testing them and evaluating them for dissemination. The project also continues to seek to identify needed competencies for teachers and students for the use of microcomputers and access technology and to develop, pilot test, disseminate, and evaluate instructional and informational materials for preservice training and inservice education programs that will facilitate attainment of such competencies. The project is especially eager to develop a dissemination program using such means as telecommunications, teleconferencing, and computer conferencing, along with more conventional means of disseminating information so that personnel can be effectively prepared for the use of microcomputers with visually impaired students.

#### NOTE

Plans are being developed to distribute the three student instructional modules including a floppy disk for their use on Apple computers. Sets of the modules will be available for \$12.50 to cover the costs of duplication, floppy disk, packaging, and mailing. Write Multi-Media Microcomputer Project, c/o S.C. Ashcroft, Box 328, Peabody College, Nashville, TN 37203.

#### REFERENCES

- Ashcroft, S. C. *Evaluation and research program for the portable braille recorder: Final report*. U.S. Department of Health, Education, and Welfare, Office of Education, Bureau of Education for the Handicapped, Project No. BEH-70170, 1979.
- Ashcroft, S. C., & Bourgeois, M. S. Recent technological developments for the visually impaired: State of the art. *Journal of Special Education Technology*, Winter 1980, 3(2), 5-10.



- Gregory, E. *Nashville Tennessean*, January 16, 1983.
- Naisbitt, J. *Megatrends: Ten new directions transforming our lives*. New York: Warner Books, 1982.
- Office of Technology Assessment. *Informational technology and its impact on American education*. Washington, D.C.: Government Printing Office, 1982. (TPO Stock No. 052-003-00888-2).
- Office of the Assistant Secretary for Educational Research and Improvement. (June 1983). *Computers in education: Realizing the potential* (DHHS Publication No. 381-054:134). Washington, D.C.: U.S. Government Printing Office.
- Scadden, L. (1983, October). Abstract (Executive Summary). Sensory Aid Evaluation Center, Agenda of the Task Force for Technology, American Foundation for the Blind, New York.

*S.C. Ashcroft, the guest editor for this issue, is at Peabody College, Vanderbilt University, Nashville, Tennessee.*

We would like to give credit to David Boyanchek, of St. Louis, Mo., for the photographs used on the cover of our Summer 1983 issue. These photographs also appeared on pages 53, 54, and 55 of the same issue in conjunction with the article "The Learning Center" by Laura Gray of the Delta Gamma Foundation for Visually Impaired Children of St. Louis, Mo., Inc.

*Education of the Visually Handicapped* publishes materials of interest to educators, researchers, parents, and all others concerned with visually handicapped children, youth, and young adults including multihandicapped and deaf-blind children. The journal reports on useful practices, research findings, experiments, professional experiences, and controversial issues. Consideration is given to articles dealing with educational trends and philosophy; administrative practices curriculum; teaching strategies; staff and parent needs, counseling, educational technology, and aids; federal, state, and local programs; litigation, legislation, and regulation; and international education. Regular features include editorials, book reviews, and letters to the editor.

Manuscripts should not exceed 2,500 words. Submit manuscripts to EVH, Heldref Publications, 4000 Albemarle St., N.W., Washington, D.C. 20016.

# Evaluating Microcomputer Access Technology for Use by Visually Impaired Students

SANDRA RUCONICH

**ABSTRACT: A variety of devices exist which enable visually impaired students to gain access to microcomputers. In an effort to provide guidance for students, professionals, and others in the field who may be called upon to evaluate the merits of such devices, this article outlines the advantages and limitations of each generic kind of microcomputer access technology used by visually impaired persons. Factors such as how the device is to be used are also considered.**

The computer revolution is here. There are computers and microprocessors everywhere—in grocery-store checkout lines, microwave ovens, cars, drink vending machines, and a host of other places. This special issue of *Education of the Visually Handicapped* is evidence that computers are being used by visually impaired students as well as by their seeing peers.

Many kinds of technology—electronic braille, paper braille, Optacon, synthetic speech, and enlarged print—currently enable these visually impaired

students to access computers. Each possesses unique advantages as well as unique limitations, and it can be difficult to identify them all. This article is therefore an attempt to outline the advantages and limitations of each kind of computer access technology in order to enable professionals, students, and others in the field to make a more informed choice of the technology which best meets their needs.

### **Electronic Braille**

Visually impaired students who use braille as their primary reading medium have had the most difficulty gaining access to microcomputers. One way students who read braille are now able to gain such access is through electronic braille devices. These microprocessor-based devices use magnetic audio cassette tapes or disks to store and retrieve information written in braille. The six keys ordinarily employed in braille-writing devices allow the user to send information to the computer. Information sent from the computer is displayed to the user through a refreshable braille display of 20 or more characters in a line of movable pins representing braille dots. An example of such an electronic braille device is the VersaBraille, manufactured by Telesensory Systems, Inc.

### *Advantages*

One of the greatest advantages of electronic braille devices is the ability to send as well as receive information through a single instrument. As will become apparent later in this article, not all kinds of computer access technology used by visually impaired persons are so versatile. A second advantage of electronic braille is its extensive and compact storage capability. Whereas each paper braille character requires 1/4 inch of horizontal line space and each line requires 2/5 inch of vertical page space, an ordinary 60-minute cassette tape can store the equivalent of 400 pages of bulky paper braille. Disk capacity is even more extensive. In addition, electronic braille provides a one-to-one print-to-braille representation at a high rate of accuracy. By contrast, synthetic-speech computer access devices may correctly pronounce a misspelled word or incorrectly—and perhaps misleadingly—pronounce a correctly spelled word. Another advantage of electronic braille is the speed at which it can be read and produced. Students can generally read electronic braille significantly more rapidly than they can read tactile counterparts of print as produced by the Optacon. In addition, the VersaBraille produces characters sent from the computer at approximately 100 characters per second, a rate significantly faster than is possible with some other access devices.

### *Limitations*

Like any access technology, electronic braille has limitations as well as advantages. Currently available electronic braille devices present information only in

displays of 20 to 40 braille cells on a single line, so that only one line of information is available at any time. Thus, although it is possible to search for information, the tactile information search process is more difficult and time-consuming than it would be if an entire screenful of information was immediately accessible for scanning and searching. An additional constraint is that all information is provided in computer braille, a combination of grade 1 (uncontracted braille), Nemeth code numbers, and selected punctuation marks and other symbols unique to the computer braille code. This fact, together with the short line length of electronic braille devices, means that users read computer information more slowly and with a different style of touch reading than they do when reading paper braille. The single-line format also precludes the display of tactile graphics (drawings composed of raised dots or lines) which are essential to many computer programs and games. A further disadvantage is that the stored information is not interchangeable among different brands of electronic braille devices. A tape made on an electronic braille device from one manufacturer will not necessarily be readable on an electronic braille device from another manufacturer. Furthermore, not all devices use precisely the same computer braille code. The "carriage return" message, for example, is not sent in the same way from all electronic braille devices. The lack of portability of such devices is an additional problem. Even the smallest and lightest electronic braille machine is heavy (about 9 pounds) and difficult for a young student to transport. Finally, electronic braille devices are expensive, ranging in price from \$4850 to \$13,000. Since the low incidence of visual impairment precludes quantity production, a price decrease is not likely. Thus, it may not be possible for every braille-reading student who needs computer access to use electronic braille devices.

### **Paper Braille**

Until the advent of electronic braille, computer access through braille was limited to paper braille provided on large paper-braille printing devices such as the LED-120 printer from Triformation Systems, Inc. Now the Cranmer Modified Perkins Braille (CMPB) allows students to send information to the computer using a Perkins-braille-style keyboard and to receive information from the computer in paper-braille form on the page inserted into the machine.

Actually a modification of the conventional Perkins braille, the CMPB simply adds electronics (housed in a box beneath the braille) which enable the device to provide computer access. The CMPB incorporates solenoid-operated keys, an electronically driven carriage return, and line-spacing functions. The braille embossing head writes while moving right to left as well as left to right, embossing at the approximate speed of 10 characters per second.

The CMPB includes a standard RS-232C connector, so that it may be linked to peripheral devices. It utilizes conventional cassette tape equipment to store and retrieve information. Word processing, the ability to change control parameters

from the keyboard so that the device can be connected to a wide variety of computers, and other features similar to those available on electronic braille devices are also included. Perhaps one of the CMPB's most exciting features is its ability to produce tactile graphics. The CMPB is manufactured by Maryland Computer Services, Inc.

#### *Advantages*

Foremost among the CMPB's advantages is its full-page display capability. It is highly desirable, particularly when comparing lines of computer programs, to have easy and immediate access to an entire page, as opposed to a single line, of information. This full-page display capability also means that material in columns can be read rapidly and inefficiently. Priced at \$2750, the CMPD is significantly less expensive than presently marketed electronic braille devices. Since braille-reading students are accustomed to using the Perkins Braille, the transition to the CMPB can be made easily. Finally, the device can draw and label curves, graphs, maps, and other graphic displays, increasing the number and variety of programs available to braille users. Since this capability has not been available on other braille computer terminals, its use and potential have yet to be explored.

#### *Limitations*

A significant limitation of the CMPB is its slow printing (embossing) speed of 10 characters per second—far slower than the VersaBraille's approximately 100 characters per second. This speed limitation becomes important when many pages are to be brailled. The CMPB's use of braille paper presents two limitations. First, braille paper is a much bulkier and more costly storage medium than is an audio cassette or a disk. Second, the device cannot currently utilize continuous fan-fold or a roll of paper as do conventional inkprint printers. Thus, each page must be inserted and removed by hand, necessitating virtually constant monitoring and time-consuming paper handling. Care must also be taken to keep the pages in usable order. In addition, the CMPB is hampered by some of the limitations of electronic braille terminals. Computer braille code output further reduces reading speed. The device is heavier than desirable and does make some noise. CMPB tapes cannot be read on other braille devices and vice versa.

#### **Optacon**

Because of its early availability, the Optacon is at present probably the most widely used computer access technology. Introduced in 1971 (Bliss & Moore, 1974), the device is currently priced at \$4295. The Optacon uses an array of 144 electronically activated pins to translate printed material into raised vibrating print readable by touch. A computer paper printout can be read using the regular

lens of the Optacon camera. A cathode ray tube lens which can be easily attached to the Optacon camera makes it possible to read computer video displays.

#### *Advantages*

The Optacon's primary advantage is its versatility. A computer's output can be read either from a printed version generated by a computer printer or from an electronic version on the computer's video display. As is true of paper braille devices, the Optacon allows the user immediately to access any information on a full page of computer output. Thus, immediate search capability is not limited to a single line as with electronic braille devices, and material in columns can be scanned easily. In addition, the Optacon can provide access to graphics.

#### *Limitations*

Perhaps the Optacon's chief limitation is the speed at which material is generally read. Average Optacon reading speeds range from 20 to 60 words per minute (Telesensory Systems, Inc., 1978). In addition, the Optacon is a one-way communication medium. Although information received from the computer can be read directly with the Optacon, information cannot be sent to the computer via the Optacon but must be entered from some separate device with a keyboard. The Optacon also requires the user to know how or to learn to read various styles of upper case letters, lower case letters, and numbers, necessitating a higher level of training than that required simply to master the mechanics of using the device. Good bimanual coordination is necessary to orient the Optacon camera properly and to move it straight across the line of print. Faulty camera alignment and poor tracking produce slanted, hard-to-read letters and slow or preclude Optacon use by some otherwise capable students.

#### **Synthesized Speech**

Voice-synthesis devices have become widely and inexpensively available. They provide a very promising means of access to microcomputers for visually impaired persons. Although digitized (pre-recorded) speech is used in some applications, the most popular type of speech access technology uses synthetic speech to enable the computer to talk. Synthetic speech involves the putting together (concatenation) of electronically generated sounds to form words. Some methods of producing synthetic speech use a computer program to generate the speech. Others employ a special terminal and computer hardware for this purpose. In general, all information received from the computer can be spoken as words, spelled letter by letter, and/or reviewed. Synthetic speech devices range in price from \$150 (Echo II speech synthesizer, manufactured by Street Electronics) to \$8000 (the Information Through Speech computer, manufactured by Maryland Computer Services, Inc.).

*Advantages*

A significant advantage of computer access through synthetic-speech technology is speed. One manufacturer claims that users of its synthetic-speech terminals and computers routinely read at 360 words per minute (Gilson, personal communication, 1982). Equally important, synthetic-speech users may include but are not limited to the braille-reading population. Those who find computer braille output frustratingly slow, partially seeing students who want an alternative to enlarged print, and students with normal vision can all benefit from this technology and can use it to work on games and assignments together.

*Limitations*

Probably the primary limitation of current synthetic-speech devices is the limited information review capabilities of the equipment. Some synthetic speech devices have no review capability, so that information is completely ephemeral; other devices retain less information in memory than do electronic braille devices. A second limitation is the relatively low quality of speech output which requires a period of learning and accommodation to understand. New devices promising higher speech quality continue to be developed, but current quality remains unacceptable to some users. As noted earlier, words can be pronounced correctly even though they are spelled incorrectly. Alternatively, some correctly spelled words are incorrectly pronounced. However, some devices allow users to make program changes which correct particularly troublesome mispronunciations. In addition, like the Optacon, synthetic-speech devices provide only one-way communication. Information can be received but not sent using synthetic speech. Finally, as is true of other kinds of access technology, synthetic speech is incapable of displaying graphics.

**Enlarged Print**

Since about four-fifths of those who come within the accepted definition of blindness for legal purposes retain some useful vision, enlarged print is an important means of computer access. Enlarged print is, of course, a particularly helpful medium for partially seeing and low vision students. On a computer it can be generated through read only memory (ROM) or by using a program (RAM). Enlarged print can also be made available by means of computer terminals, computers which employ closed-circuit television, or hand-held or stand-mounted magnifying devices. The cost of enlarged print can be as inexpensive as the price of the program which generates it or as costly as the price of a closed-circuit television computer system.

*Advantages*

Since such a large proportion of visually impaired students have useful vision, enlarged print's chief advantage is the high percentage of the visually impaired

population it can serve. Enlarged print can also be a comparatively inexpensive access technology, since it already comes as a part of some computers and requires only the purchase of computer programs to provide the capability for others. Finally, graphics in standard size—or, in some cases, enlarged—can be displayed using this medium.

*Limitations*

Enlarged print's variety of presentation formats is a mixed blessing. Computers equipped with enlarged print capability may generate only one size print. Thus, the needs of those who find it easiest to read some other size print might remain unmet. If a program is used to enlarge the print, every piece of material to be enlarged requires initial modification. Finally, extremely enlarged print is virtually impossible for Optacon users to read because it is so much larger than the Optacon camera's zoom lens can handle.


**Conclusion**

No single mode or medium of access technology is ideal or meets the needs of all visually impaired users. Indeed, a user might ideally choose to use one device for one task and a different device for another. A braille reader, for instance, might like to read columnar material using the Optacon or a full page of braille produced on the CMPB, but use synthetic speech to read textual material because of its greater speed. Thus, in addition to the careful evaluation of the advantages and limitations of each device, other factors must also be considered if realistic choices of access technology are to be made. Factors which deserve consideration include how the device is to be used, the cost-benefit ratio, how portable the device must be, user speed, and other requirements. Wherever possible, the user's capabilities, preferences, and opinions should be taken into account. In summary, the technology which can provide visually impaired students access to computers now exists. It is likely to exist in even greater abundance and variety in the future. Our task as educators is to be certain that lack of computer access—and, by implication, lack of computer literacy—do not make our students multiply handicapped in this increasingly technological era.

**REFERENCES**

- Bliss, J.C. & Moore, M.W. 1974. The Optacon reading system. *Education of the Visually Handicapped*, 6(4), 98-102.  
Telesensory Systems, Inc. Efficient Optacon reading. In *Optacon Teacher Seminar*. Palo Alto, Ca.: Author, 1978.

*Sandra Ruconich is the director of educational technology at the Hadley School for the Blind in Winnetka, Illinois.*




The CRANMER MODIFIED PERKINS BRAILLER, "Perky", teamed with the Apple Computer provides a magical touch to the classroom. For students who are blind, "Perky", manufactured by Maryland Computer Services, offers an independent way to access information from the computer.

Similar to a printer, "Perky" will plug into the Apple so anything can be printed out in braille... class notes, homework assignments, and term papers. And that's without

any special skills required. It even has graphic capabilities.

Perky + Apple—an unbeatable combination!



*'THE RESULTS  
WILL SPEAK FOR  
THEMSELVES'*



**MARYLAND  
COMPUTER  
SERVICES, INC.**

2010 Rock Spring Road  
Forest Hill, MD 21050  
(301) 879-3366 • Telex: 701440

## Independence For The Visually Handicapped Through Technology

**PHYLLIS BRUNKEN**

### Introduction

Society is experiencing a technology revolution that will lead to greater independence for the visually handicapped. This revolution is not unlike the colonial revolution. It is welcomed with open arms by some and awaited in sheer terror by others. Whatever the reaction, the technology revolution is upon us.

The impact of the technology revolution is quite evident at the Nebraska School for the Visually Handicapped (NSVH). The school and staff have made a commitment to making this technology available to the students at the school. Nearly three years ago, an Apple computer was borrowed from the Educational Service Unit for six weeks for use in a mini-course in computer literacy. From that meager beginning, the computer lab has grown to include three Apple Computers, the Total Talk Computer Terminal, two Echo II Synthetic Voice systems, two VersaBraille systems, the IDS 460G Printer, the Apple Letter Quality Printer, the Cranmer Modified Perkins Braille, two Optacons, and the Kurzweil Reading Machine. The students receiving training range in age from 10 to 19, many having other handicapping conditions in addition to visual impairments. Students receive training on the various pieces of equipment and then utilize them for word processing, computer literacy, programming, and computer assisted instruction. Visually handicapped adults have also visited the program to evaluate

how computer technology will increase their job skills. Staff development ranging from computer literacy to high levels of expertise has been achieved. The program has served as one of the field study sites for the Vanderbilt University research project.

### Hardware and Software

There is a high degree of transfer of skills in usage among the various electronic aids. With as little as two hours of instruction on the Kurzweil Reading Machine (KRM), a student can access print materials. Thus, if the KRM is a tool the student can utilize, it is the first piece of equipment that the student learns to use. The student experiences immediate feedback from a new learned skill through accessing (reading) printed materials previously inaccessible. The skill of understanding synthetic voice output is readily transferred to other synthetic voice output equipment such as Total Talk and Echo II. Learning to use the KRM keyboard provides a basis for learning to control the cursor on the visual display. The movement of the KRM scanner corresponds to the movement of the cursor across the visual display for a computer. The success that a student experiences with KRM provides additional motivation to learn to use other electronic aids.

Electronic braille provides a new freedom for the braille user. Braille can be edited through overwriting, inserting, and deleting. The ability to change braille text without the tedium of rewriting the entire page is a phenomenon foreign to the braille user. This is a skill that must be learned along with learning how to use the VersaBraille System. Voice quality and cursor control are exceptional features of Total Talk. The function key control of the cursor correlates with the keyboard control of the KRM scanner. This facilitates the transfer of training between the two electronic devices.

The Echo II is a valuable enhancement to many computer functions ranging from educational programs to games to working with the handicapped to business applications. While the speaker has good sound quality and the volume can be adjusted, voice output can be distracting in the classroom or office setting. This problem can be circumvented by the addition of a multiple jackbox and headphones. This arrangement allows for use of the speaker, student headphones, and teacher headphones as the situation requires.

Two Apple II Plus 3.3 Microcomputers and Apple IIe serve as the backbone for the program. All three computers are the standard models interfaced with the VersaBraille, the Echo, the Total Talk, and the Cranmer Modified Perkins Braille. The RESET key has been set to work with the CTRL key to prevent any accidental resets. A few students prefer to have the "f" and "j" keys marked with small felt dots to denote homerow position.

Two greenhouse phosphorus monitors, an early Apollo monitor, and a 19-inch color television are employed as video displays by students with usable vision. Each video display unit has its own particular advantages and must be matched

with the student's visual needs. The green phosphorus monitors are preferred by the light-sensitive and some low vision students. Studies have shown that the green phosphorus monitors result in the least eye strain. Low vision students who are benefitted by magnification prefer the Apollo monitor and the 19-inch color television. These produce a larger image than the green phosphorus monitors. The color television provides the unique feature of color-tinted text. Two students expressed a definite preference for a yellow-blue tint to the characters displayed.

Software includes word processing programs, programming tutorials, spelling programs, reading comprehension, and tutorials and educational games for many other subject content areas. Educational materials produced by Minnesota Educational Computing Consortium (MECC), Sterling Swift, and Educational Activities are accessed by the students. Career exploration information is available on diskette from the Nebraska Career Information System (NCIS). PFS File maintains address files. Computerized IEP Software is being evaluated for adoption by the school.

Synthetic voice and braille access to software is limited to programs which are specifically designed for that purpose or those that are not write-protected. The program must be executed with the RUN command in order for it to be accessible.

Braille-Edit, Applewriter, Word Handler II, and Bank Street Writer are four word processing programs used by the students and staff to produce various written documents. Braille-Edit is a word processing program that can be used by the visually handicapped person. The user can access the system via the computer keyboard, electronic braille systems, visual display, and synthetic voice. Braille-Edit provides access to formatting information such as capitalization, carriage returns and centering. The visually handicapped user can independently produce letter-perfect documents. Bank Street Writer is a very user-friendly program. Low vision students can use this program with the appropriate visual display. The program can be used with a wide range of learning abilities. The only way to fail with this system is to turn off the computer without saving the file. Applewriter was used by some of the students but requires a higher cognitive level of development by the student for proper utilization. Word Handler II is preferred by some staff members for its formatting versatility.

### Training

Students receive training on the various pieces of electronic equipment dependent upon their needs. The Vanderbilt modules are used to provide training in basic equipment components and accessing techniques. These modules are easy to follow and to use in student instruction. The Optacon, VersaBraille, and Kurzweil materials are used to provide training on those specific pieces of equipment. The manuals that are provided with the other equipment are good technical man-

uals but do not serve as training manuals. Training on the Apple computers is designed by the instructor.

### Utilization

At the school, eight levels of utilization are being developed:

1. **Tutorial**—Provide repetitive instruction on subjects such as typing, math, spelling, social studies, science, and language arts.
2. **Computer Literacy**—Study computers and how they effect our lives.
3. **Pre-vocational**—Learn skills necessary for occupations that involve computer technology.
4. **Personal Use Application**—Apply skills learned to broaden educational and vocational opportunities.
5. **Programming**—Understand the logical development of instructions executed by the computer.
6. **Career Planning**—Have access to career exploration materials.
7. **Word Processing**—Write, edit, and print documents.
8. **Administrative**—Maintain address files, inventories, student records, IEP's, and report forms.

**Tutorial.** Thus far, improvement of typing and spelling skills has been the main utilization of the tutorial capabilities of the computer. Typing Tutor II is a program that provides drill and practice for the partially sighted user. Using the audio output and Braille-Edit to type practice material, the blind user receives immediate feedback to their typing. Three software programs have been employed: Spelltronics (Educational Activities), Spelling Test (MECC) and Spelling Test (Echo II). The Spelling Test provided on the Textalker Diskette that comes with the Echo II is a good program. It does not test visual memory by flashing the word on the screen. Instead, it says the word. This program is a valuable tool for any student. The program uses teacher-made spelling lists. These programs provide repetitive spelling practice with positive reinforcement.

**Computer Literacy, Pre-vocational, and Personal Use Application.** These three levels of utilization overlap in the instruction and training curriculum. Both the student population and staff are receiving instruction on these topics. At least 70% of all jobs in the 1990's will employ computer technology. The course materials are selected from the many resources available. No single source has proved completely satisfactory.

**Programming.** Courses in the BASIC language are available for those students who have demonstrated the cognitive skills necessary. Results of the PAVE evaluation materials are used to determine the appropriate level of instruction. The Module 3 of the Vanderbilt project provides a basis for instruction. A selection of programming materials has proved useful in the instruction of these courses.

**Career Planning.** Students can explore career opportunities by way of the computerized version of the Nebraska Career Information System. Localized versions of this system are available in at least 13 other states. This system is accessible through visual display and synthetic voice.

**Word Processing.** This level of utilization is receiving the most emphasis in the program. Student grades have improved by at least 10% just through the application of word processing for written assignments. While composing, the student is freed of the constraints of proper grammatical structure, spelling, and formatting. Creativity is encouraged because the student can freely add and delete text. Corrections and changes can be made in a matter of minutes and an error-free document can be produced. If the instructor recommends any changes, these can be made and a new document produced without the wearisome task of retyping it which could result in other errors. Word processing promotes proofreading because the changes are so easy to make. The teachers are requesting that students be trained in word processing because of the improvement in the quality of the student's work.

**Administrative.** Word processing is also being utilized by the staff to generate written documents such as letters, reports, articles, skill sheets, and report cards. The feasibility of computerized IEP's is being studied. Address files are maintained on PFS File. The library staff generates catalog cards using the Catalog Card and Label Writer. Plans are being made to maintain a directory of the educational media.

### Entry Level Skills

Progress and success in the computer technology program is affected by the following criteria:

- Knowledge of the keyboard
- Development of listening skills
- Ability to follow directions
- Level of cognitive development
- Level of literacy in print or braille

Though many users of computers use the "hunt and peck method" to input information, this is not a productive method for low vision or blind persons to use. Thus, knowledge of the keyboard is an essential entry-level skill. The formats learned in typing also assist the student in understanding the visual display and aid this student in learning the word processing programs. The computer can be used to remediate inappropriate keystroking.

Learning to understand synthetic speech and process the information is contingent on good listening skills. The user has access to large amounts of information, not only what is being read, but how it is spelled, capitalized, punctuated, and formatted.

One of the major elements of good study skills is the ability to follow directions and this is an important skill in accessing computers. The user must be able to follow directions to operate the equipment, understand how it works, program it to perform various functions, and follow instructions generated by the computer.

The level of cognitive development has to be considered when determining the instructional approach to employ. Results of the PAVE Test, which is based on Piaget's Theories of Cognitive Development, can serve as a guideline as to level of development.

Literacy in reading and writing, whether in print or braille, must also be considered when planning the instructional program. For example, it is difficult to rationalize the training of locating a paragraph on the VersaBraille when the student does not know what a paragraph is or why he would want to find a paragraph. This is not to say that through the use of technology the student will not improve his level of literacy, but the approach and skills taught must be carefully developed. This is well illustrated by the student learning word processing. The same spelling and mechanical errors are made; however, the student can correct them.

### Timing

When and where to begin was a question this school faced. If it had not begun when it did, three graduates would not be utilizing computer technology and experiencing the freedom it provides. The students would not be experiencing the success of generating improved written documents. They would not be learning computer literacy which they will need in the world ahead.

### Freedom

Technology is removing some of the barriers for the visually handicapped. It will help those who are dedicated to the philosophy that an education should help the student walk from teachers—from dependency to independency. Access technology will provide the freedom to work when one wants to work not when someone is available to work with them. Freedom to use print media. Freedom to produce perfect documents independent of a reader. Freedom to choose from an ever-broadening range of careers.

### Future

Future needs include training teachers, evaluation and adaptation of hardware and software, and sharing information among persons utilizing computer technology. Access to write-protected programs is essential so that more materials are available for the visually handicapped user.

The talking calculators are a good example of the future of technology uses for the visually handicapped. Eight years ago, Telesensory Systems, Inc. produced

the Speech + Calculator for \$500. Now, talking calculators are available from Sharp and Panasonic for \$50 to \$100. All the electronic equipment will not take such dramatic price drops. As the technology is paid for by the consumers, advancements in miniaturization and broader use of technology are made, and the price will decrease and the item become more readily available for an individual. As synthetic voice applications are made for the general consumer, more materials will become available for the visually handicapped user.

The students at the Nebraska School for the Visually Handicapped will be prepared to take full advantage of the developing technology.

*Phyllis Brunken is a computer instructor and media specialist at the Nebraska School for the Visually Handicapped, Nebraska City, Nebraska.*



# RAISED · DOT · COMPUTING

*Low cost Apple II access for the blind*

---

## — INFORMATION —

---

- **NEWSLETTER:** A monthly source of news about microcomputer applications for the blind. Contains product reviews, user reports, handy hints, names & phones for further information.  
\$18 year **PRINT**     \$20 year on **AUDIO CASSETTE**
- **INTERFACE MANUALS & DOCUMENTATION:** The nitty gritty details of getting your new technology to communicate.

---

## — SOFTWARE —

---

- **BRAILLE-EDIT:** Word processing program that enables blind and sighted to work together. Translates to and from Grade II braille. Supports voice output, paperless braille input and output, Cranmer Braille input and output, and interconnection of many computerized devices.
- **ELECTRONIC BLACKBOARD:** Allows instant translation of entered Grade II and Nemeth Code into screen display.
- **BRAILLE TRAINER:** Teaches Grade II. Both voice and print prompting are available.
- **SUPER CRANMER GRAPHICS PACKAGE:** Transforms any Apple II HI-RES image into a dot pattern for printout by Cranmer Modified Perkins Braille.

---

## — HARDWARE —

---

- **CRANMER MODIFIED PERKINS BRAILLER:** An electronic braille with word processing that is also a full braille computer terminal.
- **ECHO II SYNTHESIZER:** Low cost voice output device, well-suited to the needs of blind users.
- **CABLE ADAPTERS & SERIAL CARDS:** Simplify the connection of many computerized devices: VersaBraille, Kurzweil, Cranmer Braille and Apple II.

BRAILLE-EDIT, ELECTRONIC BLACKBOARD, SUPER CRANMER GRAPHICS PACKAGE are copyright 1982, 1983, 1984 by Raised Dot Computing. Apple II is TM of Apple Computers, Inc. Echo II is TM of Street Electronics Corp. Kurzweil is TM of Kurzweil Computer Products. VersaBraille is TM of Telesensory Systems, Inc.

---

**717/523-6739     310 S. 7th Street     Lewisburg, PA     17837**

---

**VOLUME XV, NUMBER 4**

# A Formative Evaluation of an Instructional Program Designed to Teach Visually Impaired Students to Use Microcomputers

**LARHEA SANFORD**

## Review of Literature

Computers have been used in schools for decades, but their use was restricted due to limited availability and high cost. The advent of microcomputers has significantly decreased the cost, increased the reliability, capacity, and portability of computers and extended their use in education (Blackhurst & Hofmeister, 1980; Hannaford & Taber, 1982). Golden (1982) estimated that there are approximately 100,000 computers now in schools in the United States and that there may be from 300,000 to 650,000 computers by 1985.

Special education is being affected by the increasing popularity of microcomputers. Microcomputers are used in special education for the same purposes they are used in regular education, namely, information storage and management, computer-assisted instruction (CAI), and computer-managed instruction (Blackhurst & Hofmeister, 1980). Some advantages for using microcomputers in special education include individualization, instant and nonjudgmental feedback,

**WINTER 1984**

enhanced normalization, motivation and reinforcement, and self-paced repetition drill and practice (Ashcroft & Young, 1981; Budoff & Hutten, 1982; Hanaford & Sloan, 1981; Hofmeister, 1982; Joiner, Sedlack, Silverstein, & Densel, 1980; Schiffman, Tobin, & Buchanan, 1982).

According to Hofmeister (1982), educators must be cognizant of certain disadvantages of the microcomputer to special education. Some disadvantages for special education students include presentation of written material to students who often have reading difficulties, inappropriate mode of presentation, instructional fragmentation, lack of social-interpersonal instruction, and lack of access to computers.

There is sparse literature available in reference to visually impaired children using the computer for direct instruction. In an early attempt to develop CAI in mathematics and reading for hearing impaired and visually impaired students, the Cincinnati public schools found that access technology for the visually impaired was not available (Morgan, 1975).

Evans and Simpkins (1972) described a computer-assisted math program at Overbrook School for the Blind in which 43 children in the fourth, fifth, and sixth grades used computers in their math lessons. Three typewriter-like keyboard terminals were connected by a telephone to a Hewlett-Packard computer housed at another location. A braille adaptor, manufactured by Triformation, Inc., was used to print braille characters on a kind of ticker tape. Although no data were provided regarding student progress, the article provided valuable descriptions of technical problems encountered in the study.

There has been a recent surge in the development of electronic aids for the visually impaired. These aids, in the form of talking calculators, speech and tactile-output reading machines, and braille and "talking" computer terminals have greatly increased the ability of the visually impaired to interact and participate in business and educational settings (Ashcroft & Bourgeois, 1980). In addition, this technology has made microcomputers more accessible to visually impaired persons.

There are several methods for providing access to microcomputers for the visually impaired. These access devices allow the student to interact with the computer without the assistance of a sighted person. They include the OPTACON (OPTical-to-TACTile-CONverter), which permits the visually impaired student to read the screen of the microcomputer using a hand-held camera; the VersaBraille, a paperless braille machine which uses cassettes to record braille; and the Type-N-Talk, which is a speech synthesizing device which converts the output from the microcomputer to an audible voice output. The variety of access options are needed to meet the varying needs of the visually impaired (Ashcroft & Young, 1981).

These technological developments are aimed to improve the life of the visually impaired person, but often they further complicate it. The equipment is expensive and often requires intensive training. Ashcroft and Bourgeois (1980) stated that

little is being done to evaluate the expanding technology and to explore optimum ways it can be used.

The purpose of this study was to evaluate the effectiveness of an instructional program designed to teach visually impaired students to use microcomputers. Secondary concerns included the effects of age and intelligence on the ability of the visually impaired to learn to use microcomputers and student and teacher opinions and attitudes towards the instructional modules, the performance tests, the equipment, and microcomputers in general. The study was part of a larger project entitled Research on Multi-Media Access to Microcomputers for Visually Impaired Students.

## Method

### *Subjects*

The subjects for this study were a subset of those participating in the larger study and consisted of 10 visually impaired students ranging in age from 12 years 6 months to 18 years 8 months as of February 1, 1983. There were 9 boys and 1 girl. The students' IQs ranged from 85 to 120 as measured by standardized intelligence tests. All of the subjects were legally blind, according to the latest ophthalmological report, and proficient readers and writers of braille, as judged by the cooperating teachers.

Although etiology was not controlled as a variable in this study, this information was recorded for each student. As indicated in Table 1, there were 10 different causes of blindness. The subjects are ordered from youngest to oldest.

### *Sites*

Five programs for the visually impaired provided subjects for the project of which the study was a part. Four were residential programs for the visually impaired and the fifth was a day-school program. The programs were:

1. DeKalb County Public Schools, DeKalb, Georgia
2. Kentucky School for the Blind, Louisville, Kentucky
3. Nebraska School for the Blind, Nebraska City, Nebraska
4. New York Institute for the Education of the Blind, New York City, New York
5. Tennessee School for the Blind, Nashville, Tennessee

Data for this study were limited to Kentucky, Nebraska, and Tennessee programs. One or more teachers at each school were responsible for implementing the study and instructing the students using the instructional modules. These teachers participated on a voluntary basis and had expressed an interest in computers. They each received \$100 as an honorarium for their assistance.

Subjects for the study were selected on a voluntary basis. The administration at each school and the cooperating teacher(s) selected the subjects from those who

Table 1. Background Information of Subjects

Subject	School	Sex	Age	Birthdate	# of Years in Vision Program	Grade	Visual Acuity	Date	Etiology	Onset	IQ	Text	Date
A	NE	M	12	9/10/70	7	6	N.L.P.	3/10/81	RLF	Birth	120	Wisc	3/11/81
B	NE	M	12	7/19/70	5	7	20/200	2/21/83	Stargards Macular Regeneration	5 yrs.	113	Wisc-R	12/81
C	NE	M	12	3/10/70	6	5	L.P.	3/19/81	Optic Atrophy	Shortly After Birth	95	Perkins Binet	3/18/81
D	TN	M	15	7/20/67	10	6	nil	1972	Congenital Anophthalmus	Birth	84	Wisc-R	6/81
E	NE	M	16	11/21/66	9	10	L.P.	12/81	Optic Nerve Choroid Atrophy	4 yrs.	96	Wisc-R	1976
F	NE	M	17	3/9/65	12	11	L.P.		Embryopathy Retonopathy	Birth	90	Wisc	11/80
G	KY	M	17	12/8/65		11	CF4', CF1'	5/25/83	Crouzons Disease	Birth	86	Wisc-R	1/28/81
H	KY	M	18	3/25/65		12	HMI'	5/5/82	Retinitis Pigmentosa	Birth	120	Wisc-R	2/2/80
I	KY	F	18	5/5/64	12	12	NLP, 20/400	9/23/82	Congenital Cataracts	Birth	105	Wisc-R	1/19/81
J	TN	M	18	9/15/64	1	11	20/200, 20/300	1980	Detached Retina	1979	85	Wisc-R	10/82

had volunteered. Of those students selected to participate, only those students between the ages of 11 and 18 years with IQs between 70 and 129, with a visual acuity less than 20/200 after correction, and who were proficient braille readers and writers were included.

#### Procedures

The experimental procedure consisted of the following:

1. A background questionnaire was completed by each teacher regarding their level of computer literacy, specific interests in the use of computers, attitudes toward technology, and other related variables.
2. A background questionnaire was completed for each student supplying such information as birthdate, age, visual acuity, etiology, and age of onset. Information was also obtained regarding their computer literacy, skill with and

knowledge of access technology, interests in the use of technology, and other related variables.

3. Instruction was provided to students on an individual or small group basis utilizing the first two modules of an instructional package which was developed as part of the larger project.

The instructional program is divided into three sections or modules. Module One provides the student with an introduction to the fundamentals of microcomputer operations. Upon completion of Module One, the student will be familiar with the major component of the Apple II Plus and will be able to safely power-up the microcomputer, access a simple program, and then turn off the microcomputer. Module Two provides instruction for the use of the access technology which makes it possible for the visually impaired student to use the microcomputer without assistance from others. Module Three focuses on teaching the student BASIC programming language.

At the conclusion of Module One, each student was given a performance test which covered the information and skills presented in the module.

Module Two is divided into four different sections with four different performance tests. Each student completed Objectives 1 and 2 of Module Two which included an overview of the four types of access technology and instruction for using the VersaBraille. Data focused on the length of time and the number of trials it took for each student to reach 95% criterion on each of the performance tests.

4. A daily log was maintained for each child, including length of instructional periods, descriptions of how modules were used, problems with the instructional programs and equipment, possible solutions, and comments and suggestions.
5. An attitudinal questionnaire was completed by each teacher regarding his/her feelings about the instructional modules, performance tests, equipment, and the use of microcomputers in general.
6. An attitudinal questionnaire was completed for each student regarding his/her feelings about the instructional modules, performance tests, equipment, and the use of microcomputers in general.

#### *Site Requirements*

Each school was required to have the following equipment in order to participate in the study. The larger project provided equipment as needed.

1. One or more Apple II (or Apple II Plus) microcomputers.
2. OPTACON with CRT lens.
3. Vortrax Type-N-Talk or other RS232 compatible speech synthesis device.
4. VersaBraille Model P-2 (computer compatible model).

#### **Results**

In the interest of brevity and space, only those descriptive data which relate to student performance on the instructional program criterion tests are described here.

The cooperating teachers were asked to maintain a daily log of module activities and the time required to complete them. The time required for students to reach at least 95% criterion on the performance test for Module One ranged from 110 to 355 minutes. The average time for Module One was 192 minutes.

The time required for the students to complete Module Two, Objective 1, ranged in time from 55 minutes to 337 minutes. Data for performance tests for subjects G and H are incomplete and are not included in the average. The average time for the remaining 8 subjects to reach 95% criterion is 142 minutes.

The total time required for the subjects to reach 95% criterion on Module Two, Objective 2 ranged from 60 minutes to 340 minutes. Again, subjects G and H are

not included due to incomplete data. The average time for the remaining 8 subjects is 138 minutes.

Table 2 indicates the means of the performance tests when the subjects were placed into 2 groups based on age. The groups were formed by dividing the age-range criteria for the study in half. There were 3 subjects in the younger group and 7 subjects in the older group. The mean age for the younger group is 12 years and 7 months and the mean age for the older group is 17 years and 3 months.

The younger group had an average time of 124 minutes to reach 95% criterion on Module One; 73 minutes for Module Two, Objective 1; and 121 minutes on Module Two, Objective 2. The older group had a higher mean time on each of the modules. The other group averaged 221 minutes for Module One; 182 minutes for Module Two, Objective 1; and 148 minutes for Module Two, Objective 2. It was noted that one of the older subject's times was much greater than the rest of the group. The bottom row of Table 2 indicates the mean time for the older groups, excluding subject J.

Table 3 indicates the means of the performance tests when the subjects are placed into two groups based on intelligence scores. The groups were formed by dividing the IQ-score range criteria for the study in half. There were 6 subjects in the slower group and 4 subjects in the brighter group. The mean IQ score for the slower group was 89 and the mean IQ for the brighter group was 115.

The brighter group had an average time of 152 minutes to reach 95% criterion on Module One; 125 minutes for Module Two, Objective 1; and 103 minutes for Module Two, Objective 2. The slower group had an average time of 219 minutes for Module One; 151 minutes for Module Two, Objective 1; and 159 minutes for Module Two, Objective 2.

Data were recorded regarding the number of performance test trials for each subject to reach criterion. The range of trials for Module One was 1 to 3; the range for Module Two, Objective 1 was 1 to 3; and Module Two, Objective 1 had a range from 1 to 2. Data for subjects G and H are not included in the results for Module Two, Objectives 1 and 2.

Table 4 indicates the average number of trials in which the performance tests were taken. The younger group averaged 1.0 trials for Module One; 1.3 trials for Module Two, Objective 1; and 1.7 trials for Module Two, Objective 2. The older group averaged 2.0 trials for Module One; 2.2 on Module Two, Objective 1; and 1.0 trials on Module Two, Objective 2.

Table 5 indicates the mean number of performance test trials when the subjects are grouped based on intelligence. The slower group averaged 2.2 trials on Module One; 2.0 trials on Module Two, Objective 1; and 1.8 trials on Module Two, Objective 2. The brighter group averaged 1.0 on Module One; 1.3 on Module Two, Objective 1; and 1.3 on Module Two, Objective 2.

Reliability was conducted at two of the sites with two different cooperating teachers. The reliability coefficients were very high, indicating agreement be-

**Table 2. Average Length of Time Required to Complete Modules**

Group	Mean Age	Module I	Module II Objective 1	Module II Objective 2
Younger	12 yrs. 7 mos.	124 min.	73 min.	121 min.
Older	17 yrs. 3 mos.	221 min.	182 min.	148 min.
Older Without Subject J	17 yrs. 1 mo.	199 min.	144 min.	100 min.

**Table 3. Average Length of Time Required to Complete Modules**

Group	Mean IQ	Module I	Module II Objective 1	Module II Objective 2
Slower (80-100)	89	219 min.	151 min.	159 min.
Brighter (101-120)	115	152 min.	125 min.	103 min.

**Table 4. Average Number of Times Performance Tests Were Taken**

Subjects	Mean Age	Module I	Module II Objective 1	Module II Objective 2
Younger	12 yrs. 7 mos.	1.0	1.3	1.7
Older	17 yrs. 3 mos.	2.0	2.2	1.0

**Table 5. Average Number of Times Performance Tests Were Taken**

Subjects	Mean IQ	Module I	Module II Objective 1	Module II Objective 2
Slower	89	2.2	2.0	1.8
Brighter	115	1.0	1.3	1.3

tween the cooperating teacher and the experimenter. The coefficients ranged from .94 to 1.00 with a mean reliability of .97.

### Discussion and Conclusions

Results of the study indicate that visually impaired students can learn the major components of the Apple II Plus microcomputer. They can safely power-up the microcomputer, access a simple program, and turn off the microcomputer. The time required for the subjects in the study to learn these skills ranged from 110 minutes to 355 minutes. This length of time appears to be short enough that it would certainly be feasible to use the instructional modules to teach these skills to visually impaired students.

The subjects in the study were able to identify four types of access technology for the visually impaired and were able to locate, name, and describe the basic components of the access equipment. The time required for the subjects to complete this module ranged from 55 minutes to 337 minutes. The time required to master the information and skills in this module was within a reasonable time range.

The subjects in the study were able to use the cassette braille device (VersaBraille) to access the Apple II Plus microcomputer. The time required to complete Module Three ranged from 60 minutes to 340 minutes. Both the length of time and the number of trials were reasonable and indicate that legally blind students can learn to access a microcomputer using a VersaBraille within a relatively short period of time.

Contrary to expectations, when the subjects were grouped based on age, the younger subjects took less time to reach criterion on the performance tests than the older subjects. The younger group also averaged fewer trials before reaching criterion on the performance tests, except on Module Two, Objective 2 where the older group averaged one trial and the younger group averaged 1.7 trials. This seems to indicate that the younger subjects can learn to use microcomputers as easily or more easily than the older subjects.

It should be noted that the younger group had fewer subjects and had an average IQ of 109. The older group had an average IQ of 95 which is 14 points lower than the younger group.

When the subjects were grouped based on intelligence scores, the brighter group took less time to complete the modules than the slower group. The brighter group averaged fewer trials to achieve criterion on the performance tests. This is consistent with expectations, since students with lower IQ's usually require a longer period of time to learn new information and skills.

### REFERENCES

- Ashcroft, S. C., & Bourgeois, M. Recent technological developments for the visually impaired: State of the art. *Journal of Special Technology*, Winter 1980, 3(2), 5-10.

- Ashcroft, S. C., & Young, M. Microcomputers for visually impaired and multihandicapped persons. *Journal of Special Education Technology*, 1981, 4(2), 24-27.
- Blackhurst, A. E., & Hofmeister, A. M. Technology in special education. In L. Mann & D. A. Sabatino (Eds.), *The fourth review of special education*. New York: Grune & Stratton, 1980.
- Badoff, M., & Hutten, L. R. Microcomputers in special education: Promises and pitfalls. *Exceptional Children*, 1982, 49(2), 123-128.
- Evans, R., & Simplins, K. Computer assisted instruction for the blind. *Education of the Visually Handicapped*, October 1972, 4(3), 83-85.
- Golden, R. Smart computers, smarter people. *Time*, May 3, 1982. New York: Time, Inc.
- Hannaford, A., & Sloan, E. Microcomputers: Powerful learning tools with proper programming. *Teaching Exceptional Children*, 1981, 14(2).
- Hannaford, A. E., & Taber, F. M. Microcomputer software for the handicapped: Development and evaluation. *Exceptional Children*, October 1982, 49(2), 137-142.
- Hofmeister, A. M. Microcomputers in perspective. *Exceptional Children*, 1982, 49(2), 115-121.
- Joiner, L. M., Sedlack, R. A., Silverstein, B. J., & Densel, G. Microcomputers: An available technology for special education. *Journal of Special Education Technology*, 1980, 3(2), 37-42.
- Morgan, J. H. *Computer-assisted instruction for the blind and deaf*. Cincinnati, OH: Cincinnati Public Schools, February 1975. (ERIC Document Reproduction Service No. ED 107 039).
- Schiffman, G., Tobin, D., & Buchanan, B. Microcomputer instruction for the learning disabled. *Journal of Learning Disabilities*, 1982, 15(9), 557-559.

*LaRhea Sanford is at the Tennessee School for the Blind in Donelson, Tennessee.*

### A Beginner's Guide to Personal Computers for the Blind and Visually Impaired

The National Braille Press has just published *A Beginner's Guide* for people who know little or nothing about computers. They are seeking to solve the problem of a lack of basic, easy-to-digest information about computer applications for the blind user.

This guide includes a review of six talking microcomputers written by blind users. The price is \$6; one should specify either braille or cassette. *A Beginner's Guide* is available from National Braille Press, Inc., 88 Saint Stephen Street, Boston, Mass. 02115.

## Visualtek announces a new generation of technology for visually disabled students. The DP-10.


The new Visualtek DP-10, Large Print Display Processor, interfaces with the Apple® II series (and soon, the IBM® PC) allowing the user (or a variety of users) to display or enter data on a line-by-line basis.

Designed for tactile operation, user-easy controls let the user enlarge the displayed data from normal display, to 2x to 16x the original display size. Maximum

display height of 5½ inches can be achieved using a 19" Visualtek Monitor, large enough for visually disabled students to view.

The DP-10, used in conjunction with the Visualtek Voyager XL, with Split-Screen capabilities, allows viewing of pre-printed source materials and computer input/output simultaneously. Image reversal polarity enables the user to select either a black on white, or a white on black display.

To learn more about the many standard features of the DP-10, or for a Free Classroom Demonstration and the name of the Visualtek representative in your area, please call (213) 829-6841, or write Visualtek, Dept. AEVH, 1610 - 26th Street, Santa Monica, CA 90404.



Voyager XL shown with optional In-Line Viewing.

Apple® is a registered trademark of Apple Computers Inc.  
IBM® PC is a registered trademark of International Business Machines

# VISUALTEK®